

Derek Simon's Pace Profile Report

Conditions	Name	Record	Date	Track	DF	S	Odds	Purse	PC	Race Type	Form	Days	Speed Ratings	ESR	LSR	PP	Speed Rank	ESR Rank	LSR Rank
05/18/2013 PIM (race 12) 9.5 furlongs (main track) Purse: \$1,000,000 Projected ESR: -5 LSR: -11	1-ORB (1-1) Trainer: Mcgaughey Claude Iii (0-0%-0%-0%) Jockey: Rosario Joel (0-0%-0%-0%) Class Rating: 0.26 Rank: 1	2013 (3): 4-4-0-0-\$2,280,900 2012 (2): 4-1-0-1-\$54,950 Life: 8-5-0-1-\$2,335,850 Style: R+2	05/04/13	CD11	10.0	D	*5.4	\$2,000,000	14	KyDerby-G1	100.0%	14	99	2	-8	+	2	9	5
			03/30/13	GP12	9.0	D	2.9	\$1,000,000	10	FlaDerby-G1	100.0%	49	94	0	-4	-			
			02/23/13	GP11	8.5	D	5.4	\$400,000	6	FntmOYth-G2	100.0%	84	106	-5	-16	-			

Exits tougher race. Best last-race speed figure.

- ① Date of race, track (abbreviation) and race number.
- ② Distance in furlongs and surface.
- ③ Purse value.
- ④ Predicted race ESR and LSR.

Early position & median ESR:

F – Front.
M/F – Middle to front.
M/R – Middle to rear.
R – Rear.
UK – Unknown.

- ① Program number and horse's name.
- ② Trainer's name (stats at track).
- ③ Jockey's name (stats at track).
- ④ Class Rating (based on earnings per start) and rank.

Data highlights.

Early Speed Ratio (ESR): A measurement of a horse's early energy expenditure in relation to the total race requirements. The lower the figure, the greater the horse's early exertion in that event.

-15= Demanding.
-10= Brisk.
-5= Moderate.
0= Soft.

Tip(s): Animals that combine low ESRs with high speed figures are often prime candidates to win in wire-to-wire fashion. So too are those steeds with a significant overall ESR advantage.

Late Speed Ratio (LSR): A measurement of a horse's late energy expenditure in relation to the total race requirements. The higher the figure, the greater the horse's late exertion in that event.

0= Excellent.
-5= Good.
-10= Fair.
-15= Poor.

Tip(s): Because late speed is measured when each horse is being asked for its maximum effort, LSRs can be a great indication of form as well. Young horses with improving Late Speed Ratios are often superior to older, more experienced rivals with established figures. Furthermore, any animal that combines a positive Pace Profile with high relative LSRs and good speed figures must be given serious consideration. Entrants that show positive LSRs or those coming off of a big win punctuated by a superior LSR are especially strong contenders.

The Late Speed Ratios are also very effective in a negative context as well. Horses with consistently poor figures in relation to the rest of the field make notoriously poor favorites and can often lead to great overlays on other, less fancied runners.

Pace Profile: A simple comparison between a horse's Late Speed Ratio and the Early Speed Ratio of the race in which it was earned. A positive profile is greatly desired and serves to authenticate an impressive LSR. The Pace Profile is an easy, yet crucial means of relating early speed to late speed.

Tip(s): The Pace Profile of a particular race can be especially useful when horses are switching distances/surfaces. For example, an animal that has been competing in dirt sprints might be given extra consideration in a turf route if he/she shows a string of positive Pace Profiles, as distance races on the lawn tend to emphasize late speed.

Record: Horse's starts, wins, seconds, thirds and earnings over the past two years (age in parenthesis), as well as its career totals.

Date: When the race was run.

Track: The track over which the race was run.

DF: Distance in furlongs of the race.

S: Surface on which the race was contested — "D" for dirt, "D+" for all-weather and "T" for turf. (Lower case letters denote inner track.)

Odds: Odds in race. An asterisk signifies that the horse was the betting favorite; the letter "e" indicates the horse was coupled in the wagering.

Purse: Monetary value of the race.

PC: Purse comparison between today's race and the listed race. A "10" denotes the same value as today's event; higher numbers indicate a larger purse value; and lower ratings specify a smaller purse value.

Race Type: Name and/or conditions of the race.

Form: Rating representing horse's finishing position and beaten lengths (if any) in the race. A 100 percent rating designates a winning effort, whereas the closer the percentage is to zero, the worse the performance is deemed to have been.

Days: Days lapsed since race was run.

Speed Ratings: Numerical representation of a how fast the horse ran. Ratings of 100 or greater indicate a performance equal to or exceeding par.

ESR: Early Speed Ratio (see explanation at left).

LSR: Late Speed Ratio (see explanation at left).

PP: Pace Profile (see explanation at left). A "⊙" sign indicates that the figures were earned over a different surface than today's.

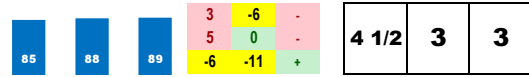
Speed, ESR and LSR Rank: Ranking of each horse's median Speed Ratings, ESRs and LSRs. A plus sign (+) denotes that the horse has a significant advantage in that category. Two plus signs (++) indicate that the advantage is overwhelming.

Conditions	Name	Record	Date	Track	DF	S	Odds	Purse	PC	Conditions	Form	Days	Speed Ratings	ESR	LSR	PP	Speed Rank	ESR Rank	LSR Rank
------------	------	--------	------	-------	----	---	------	-------	----	------------	------	------	---------------	-----	-----	----	------------	----------	----------

02/18/2017 GG (race 7)
 9.0 furlongs (main track)
 Purse: \$200,000
 Projected ESR: 2 LSR: -4

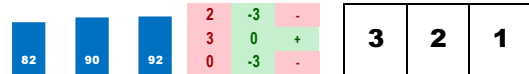
ZAKAROFF (20-1)
 Trainer: Specht Steve (82-13%-37%-54%)
 Jockey: Frey Kyle (254-19%-32%-47%)
 Class Rating: 0.02 Rank: 6

2017 (3): 1-0-0-0-\$2,000 01/21/17 GG8 8.5 D+ 17.4 \$100,000 7 CalDerbyL100k 46.9% 28
 2016 (2): 4-1-1-1-\$26,120 12/31/16 GG3 8.0 D+ 3.5 \$27,000 4 OC40000n1x 84.2% 49
 Life:5-1-1-1-\$28,120 11/26/16 GG9 5.5 D+ *1.6 \$26,000 4 MdSpWt 100.0% 84
Style: R+3
Disadvantageous pace scenario.



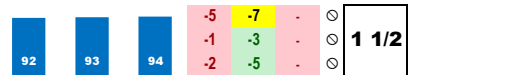
MORE POWER TO HIM (6-1)
 Trainer: Taylor Faith (40-15%-28%-43%)
 Jockey: Gomez Alejandro (191-14%-27%-41%)
 Class Rating: 0.05 Rank: 4

2017 (3): 1-0-1-0-\$20,000 01/21/17 GG8 8.5 D+ 12.3 \$100,000 7 CalDerbyL100k 94.1% 28
 2016 (2): 5-2-0-1-\$52,593 12/31/16 GG3 8.0 D+ 4.1 \$27,000 4 OC40000n1x 100.0% 49
 Life:6-2-1-1-\$72,593 12/03/16 GG7 8.0 D+ 7.1 \$75,000 6 GoldRushB75k 78.6% 77
Style: M/R+2
Disadvantageous pace scenario. Best last-race LSR.



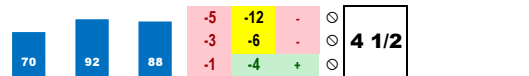
ANN ARBOR EDDIE (2-1)
 Trainer: O'Neill Doug (13-38%-46%-62%)
 Jockey: Gutierrez Mario (4-25%-25%-50%)
 Class Rating: 0.18 Rank: 1

2017 (3): 1-1-0-0-\$137,500 01/28/17 SA9 8.5 D 2.6 \$250,000 11 sCalCupDbyB250k 100.0% 21
 2016 (2): 3-2-0-1-\$101,200 12/18/16 LRC7 8.0 D 2.6 \$100,000 7 sKngGlrusB100k 100.0% 62
 Life:4-3-0-1-\$238,700 11/19/16 DMR5 7.0 D 11.9 \$100,000 7 BobHope-G3 64.9% 91
Style: F
Advantageous pace scenario. Best last-race speed figure.



TRIBAL STORM (8-1)
 Trainer: Moger Ed Jr (124-18%-31%-50%)
 Jockey: Cedillo Abel (234-19%-36%-51%)
 Class Rating: 0.06 Rank: 3

2017 (3): 1-0-0-1-\$27,500 01/28/17 SA9 8.5 D 19.8 \$250,000 11 sCalCupDbyB250k 54.1% 21
 2016 (2): 2-2-0-0-\$52,080 11/25/16 DMR3 6.5 D 9.9 \$53,000 5 sOC80000n1x 100.0% 85
 Life:3-2-0-1-\$79,580 10/23/16 GG6 5.0 T 11.5 \$26,000 4 MdSpWt 100.0% 118
Style: M/F
Recent LSRs do not meet race avg.



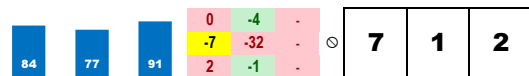
SHEER FLATTERY (7-5)
 Trainer: Hollendorfer Jerry (210-15%-30%-44%)
 Jockey: Alvarado F T (237-19%-38%-49%)
 Class Rating: 0.05 Rank: 5

2017 (3): 1-0-0-1-\$18,000 02/04/17 SA2 8.5 D *1.4 \$150,000 9 RBLewis-G3 61.6% 14
 2016 (2): 4-1-1-0-\$46,540 12/31/16 SA6 8.5 D 2.8 \$54,000 5 MdSpWt 100.0% 49
 Life:5-1-1-1-\$64,540 12/03/16 DMR8 6.0 D 2.8 \$52,000 5 MdSpWt 18.7% 77
Style: M/R
Disadvantageous pace scenario. Recent LSRs do not meet race avg.



COLONEL SAMSEN (10-1)
 Trainer: Harty Eoin (6-33%-50%-67%)
 Jockey: Gonzalez Ricardo (175-20%-35%-49%)
 Class Rating: 0.07 Rank: 2

2017 (3): 2-0-0-1-\$12,345 01/21/17 GG8 8.5 D+ 5.2 \$100,000 7 CalDerbyL100k 77.2% 28
 2016 (2): 6-2-1-1-\$108,365 01/07/17 SA7 8.0 D 14.2 \$100,000 7 Sham-G3 0.6% 42
 Life:8-2-1-2-\$120,710 12/03/16 GG7 8.0 D+ *1.8 \$75,000 6 GoldRushB75k 100.0% 77
Style: M/F+1



KONA DREAMS (8-1)
 Trainer: Papaprodromou George (2-100%-100%-100%)
 Jockey: Ocampo Israel (0-0%-0%-0%)
 Class Rating: 0.01 Rank: 7

2017 (3): 1-0-0-0-\$345 01/16/17 SA10 a6.5 T 5.8 \$54,000 5 MdSpWt 43.7% 33
 2016 (2): 3-0-1-1-\$17,680 12/04/16 DMR9 8.0 T *1.3 \$52,000 5 MdSpWt 60.5% 76
 Life:4-0-1-1-\$18,025 11/13/16 DMR9 8.5 T *1.9 \$52,000 5 MdSpWt 82.4% 97
Style: M/R
Disadvantageous pace scenario. Blinkers on today.

